PARLIAMENTARY MONITORING GROUP

Vital Statistics on Bills 2007-2012

- Parliament has passed 1149 bills since 1994
- Parliament was the most active in 1998 when it passed 137 bills
- Some of the controversial legislation passed by Parliament include The Choice on Termination of Pregnancy Act, 1996 and The Civil Union Act, 2006
  Two current bills, the Protection of State Information Bill and the Traditional Courts Bill have also attracted wide spread debate
- Members of Parliament submitted 117 legislative proposals since 1994 and only 17 were passed

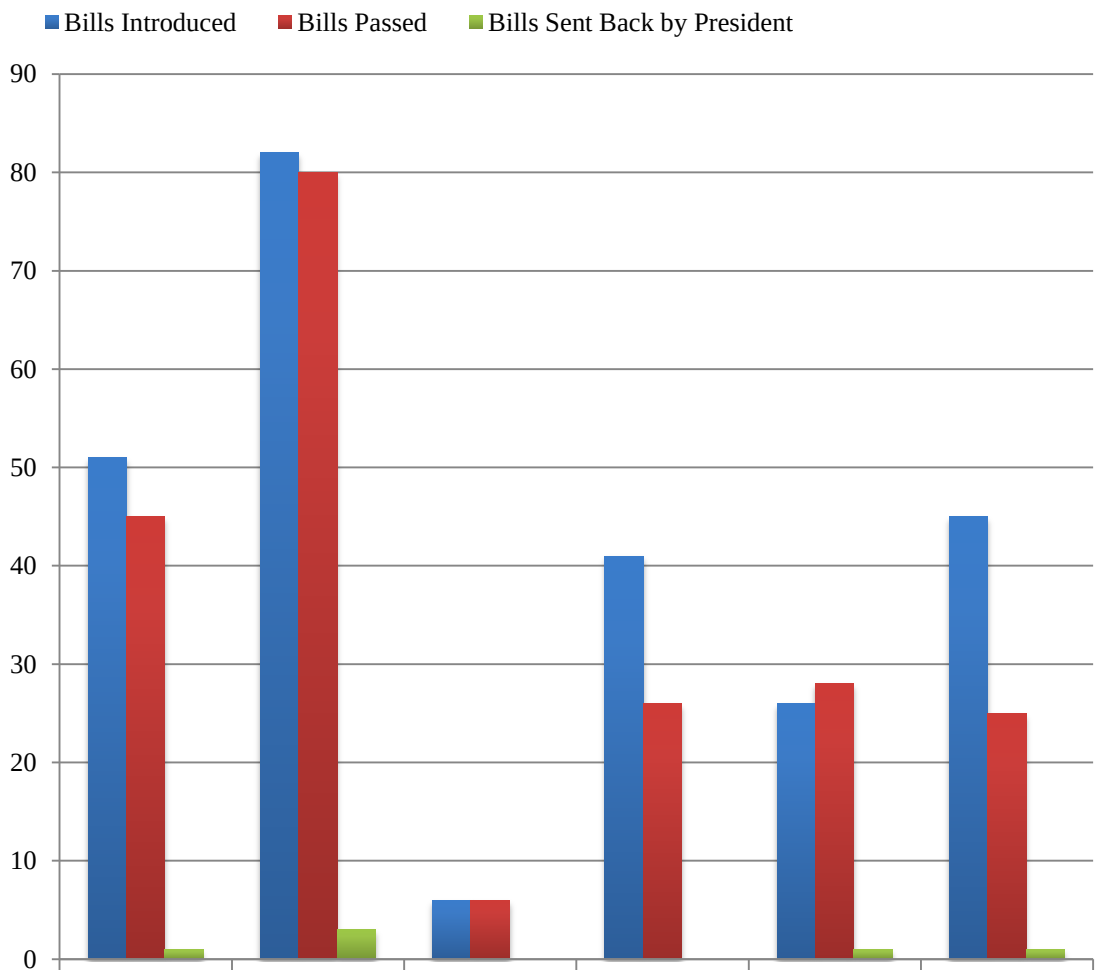

	2007	2008	2009	2010	2011	2012
Bills Introduced	51	82	6	41	26	45
Bills Passed	45	80	6	26	28	25
Bills Sent Back by President	1	3	0	0	1	1

Notes:

1. All data has been obtained from Parliament and PMG's records.

PARLIAMENTARY MONITORING GROUP

Salaries and Allowances: Deputy President, Ministers & Deputy Ministers

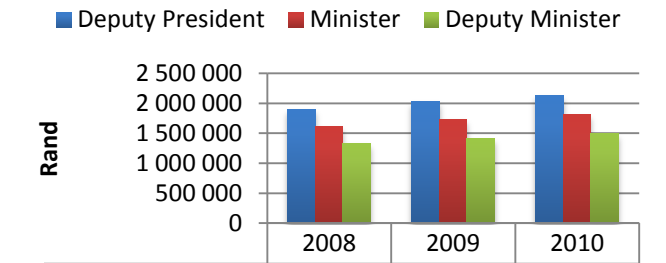

	2008	2009	2010
Deputy President	1 896 546	2 029 304	2 130 769
Minister	1 612 053	1 724 897	1 811 142
Deputy Minister	1 327 560	1 420 489	1 491 514

●The Independent Commission for the Remuneration of Public Office Bearers makes recommendations annually to the President concerning the salaries, allowances and benefits of defined office-bearers- this includes all Ministers, MPs, Premiers, MECs, MPLs, Mayors, Councillors & Judges

●The Ministerial Handbook provides "a guideline for benefits and privileges to which members and their families are entitled, in the execution of their duties", covering everything from allocations for residences and motor transport to official travel abroad.

Salaries and Allowances: Members of NA & Permanent Delegates to the NCOP

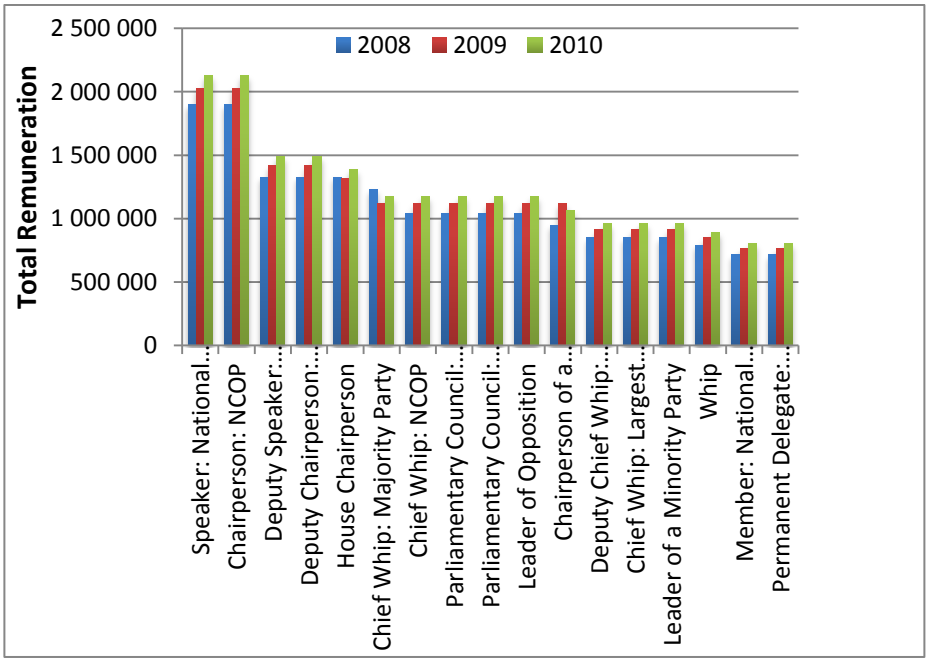

●Parliament must record and publish annually the particulars of members' registrable interests in the Register of Members' Interest

● In **Kenya**, Members of the 11th Parliament can now expect to take home a maximum of Sh740,927 and a minimum of Sh555,696 inclusive of all allowances. The current basic annual salary for an MP in the **United Kingdom** is £65,738 compared with average salary of £30 000. In addition, MPs are able claim allowances to cover the costs of running an office and employing staff, and maintaining a constituency residence and a residence in London.

Notes:

1. All data on South Africa has been obtained from The Independent Commission for the Remuneration of Public Office Bearers
2. Data on the Kenyan and UK Parliament found on wikipedia

PARLIAMENTARY MONITORING GROUP

Political Party Representation in the National Assembly

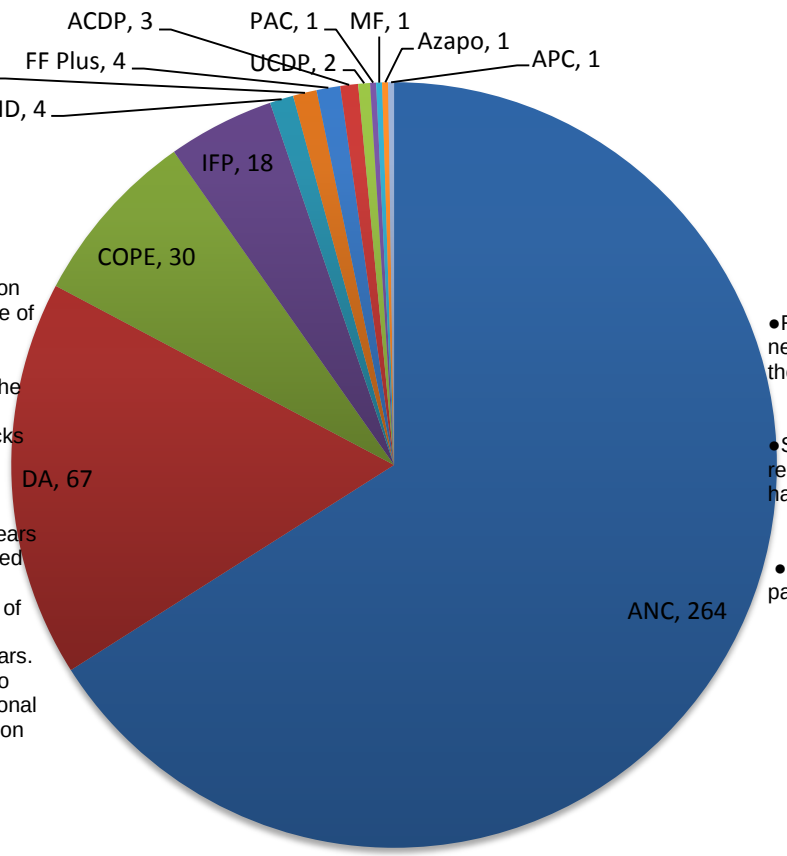

From 1984-1994, a tricameral Parliament existed. The 1984 Constitution enfranchised the Coloured and Indian population s. It retained the existing House of Assembly for whites, and established a House of Representatives to represent the Coloureds, and a House of Delegates for the Indians. Blacks continued to be excluded.

A new interim constitution, introduced in 1994 after four years of negotiations, finally introduced all-race democracy and enfranchised men and women of all races on equal terms, the minimum age remaining 18 years. Parliament was reconstituted to consist of a Senate and a National Assembly. The Final Consitution replaced the Senate with the National Council of Provinces.

- Roughly 40000 votes are needed to secure one seat in the National Assembly,
- Since 2009, 84 MPs have resigned. Out of these 78 have have been replaced.
- Since 2009, 14 MPs have passed away

Notes:

1. The graph data has been obtained from the IEC website
2. Additional information obtained from the IPU website and Parliament

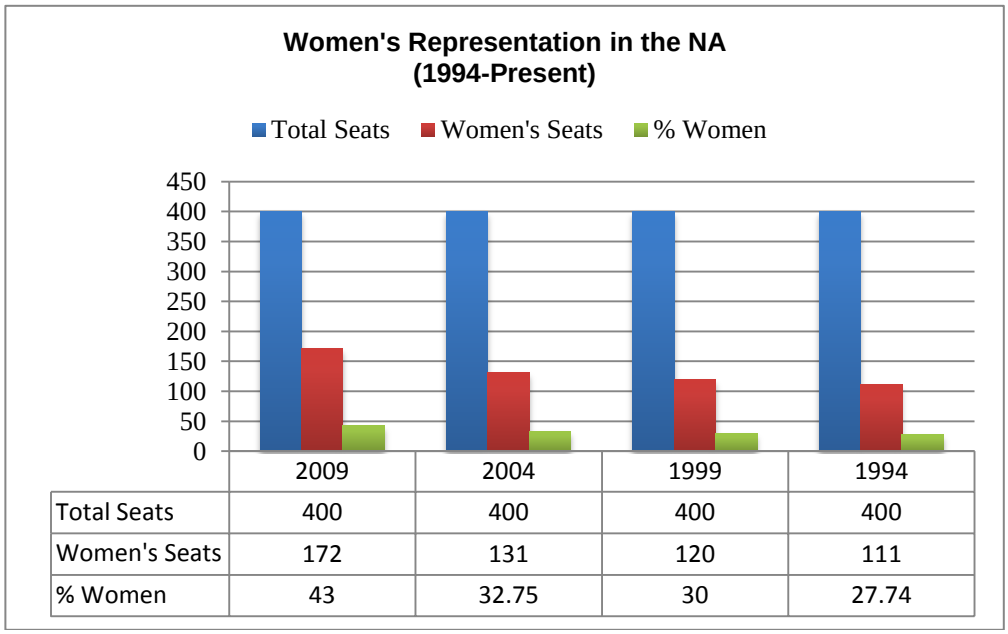

	2009	2004	1999	1994
Total Seats	400	400	400	400
Women's Seats	172	131	120	111
% Women	43	32.75	30	27.74

- According to the Inter-Parliamentary Union, South Africa is ranked 8th in the world for women in Parliament.
- There are 13 female Ministers and 15 Deputy Ministers.
- Before the current Speaker, the National Assembly was chaired by two females- Dr FreneGinwala and Ms BaleksMbete.
- At least 40% of Committees are chaired by female MPs.
- Prior to 1994, women's representation in the National Assembly was 2,7%

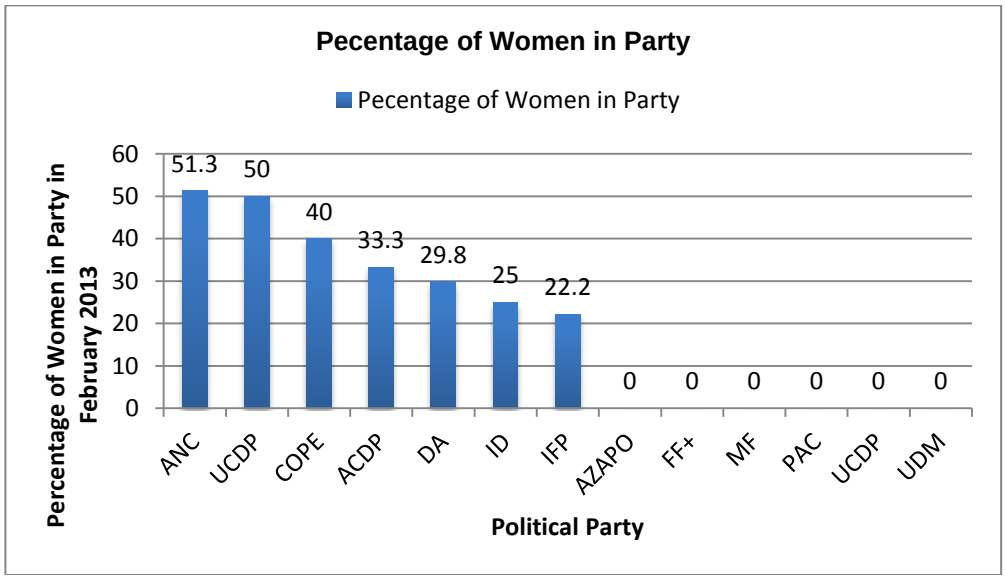

Notes:

1. All data has been obtained from Parliament and The Electoral Institute for Sustainable Democracy in Africa's webpage on women's representation quotas in South Africa

DISCLAIMER: This document is being furnished to you for your information. You may choose to reproduce or redistribute this report for non-commercial purposes in part or in full to any other person with due acknowledgement of Parliamentary Monitoring Group ("PMG"). PMG makes every effort to use reliable and comprehensive information, but we do not represent that the contents of the report are accurate or complete. PMG is in an independent, not-for-profit group.