

**PRESENTATION TO THE
SELECT COMMITTEE**

11 May 2007



VISION

Health Service Excellence For All!



MISSION

Empowered by the Peoples' contract, we are committed to provide quality health care services, we will promote a healthy society in which we care for one another and take responsibility for our health, our caring, multi-skilled professionals will integrate comprehensive services, using evidence-based care-strategies and partnerships to maximize efficiencies for the benefit of all.



TRENDS IN ALLOCATION

| Grant Name | 2002/03 | 2003/04 | 2004/05 | 2005/06 | 2006/07 | Average Annual Growth |
|---|----------------|----------------|----------------|----------------|----------------|-----------------------|
| Hospital Management & Quality Improvement | 7,334 | 10,906 | 10,490 | 10,083 | - | -14.7% |
| Integrated Nutrition Programme | 10,390 | 21,617 | 3,000 | - | - | 0.0% |
| Provincial Infrastructure | 7,000 | 10,065 | 11,510 | 11,993 | 11,993 | 15.6% |
| Comprehensive HIV & AIDS | 7,657 | 11,268 | 31,881 | 48,050 | 68,603 | 80.9% |
| Health Professions Training & Development | 28,313 | 30,007 | 34,444 | 41,069 | 41,069 | 10.0% |
| National Tertiary Services | 24,458 | 32,892 | 35,109 | 76,353 | 92,286 | 44.9% |
| Hospital Revitalisation | 25,000 | 54,939 | 57,135 | 89,651 | 313,649 | 107.6% |
| Forensic Pathology Services | - | 1,000 | - | 4,363 | 23,631 | 100.0% |
| Drought Relief | - | 6,000 | - | - | - | 0.0% |
| Total | 110,152 | 178,694 | 183,669 | 281,662 | 651,231 | 53.5% |



TRENDS IN ALLOCATION (cont.)

- **The total conditional grant allocation shows an annual growth of 53.5%**
- **The main contributors are;**
 - HIV & AIDS
 - National Tertiary Services
 - Hospital Revitalization
 - The introduction of Forensic Pathology Services.
- **The following grants were discontinued**
 - Integrated Nutrition Programme discontinued since 2005/06
 - Hospital Management & Quality Improvement lumped with Hospital Revitalization from 2006/07



Northern Cape
PROVINCIAL GOVERNMENT

CONDITIONAL GRANT SPENDING




| Grant Name | Budget 2005/06 | Transfers | Spent | Budget 2006/07 | Transfers - 4th Quarter | Spent 4th Quarter | % Transfers Spent |
|---|----------------|----------------|----------------|----------------|-------------------------|-------------------|-------------------|
| Hospital Management & Quality Improvement | 10,083 | 10,083 | 10,083 | - | - | - | |
| Provincial Infrastructure | 23,266 | 22,128 | 23,266 | 11,993 | 11,993 | 11,993 | 100% |
| Comprehensive HIV & AIDS | 52,638 | 52,638 | 48,559 | 72,682 | 72,682 | 72,682 | 100% |
| Health Professions Training & Development | 41,069 | 41,069 | 41,069 | 41,069 | 41,069 | 41,069 | 100% |
| National Tertiary Services | 78,353 | 78,353 | 78,353 | 92,286 | 92,286 | 92,286 | 100% |
| Hospital Revitalisation | 110,559 | 110,559 | 109,078 | 315,132 | 315,132 | 236,651 | 75% |
| Forensic Pathology Services | 4,363 | 4,363 | 256 | 27,718 | 27,718 | 15,383 | 55% |
| Total | 318,331 | 317,193 | 308,662 | 560,880 | 560,880 | 470,074 | 84% |



Northern Cape
PROVINCIAL GOVERNMENT




CONDITIONAL GRANT SPENDING (cont.)

- Department received 100% of allocation
- Spent 84% of total allocation
- Experienced under expenditure on two grants;
 - Forensic Pathology Services - 55% spent
 - Hospital Revitalisation - 75% spent

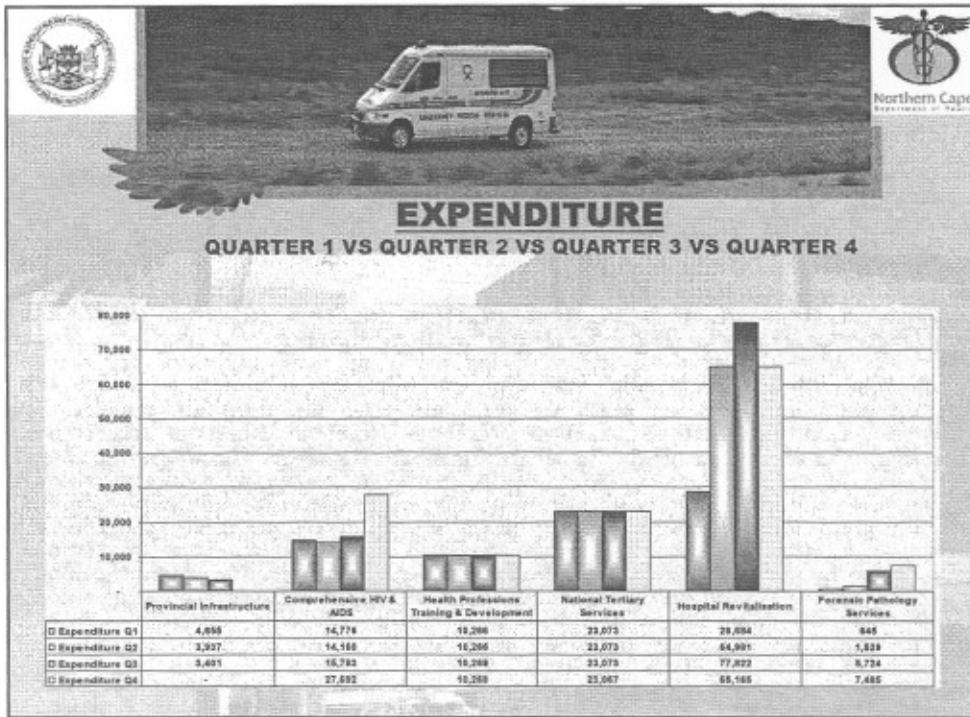
4th QUARTER RESULTS

CONDITIONAL GRANTS

CONDITIONAL GRANT SPENDING – QUARTERS COMPARISON

| Grant Name | Budget 2006/07 | Transfers 3rd Quarter | Spent 3rd Quarter | % Transfers Spent | Transfers - 4th Quarter | Spent 4th Quarter | % Transfers Spent |
|---|----------------|-----------------------|-------------------|-------------------|-------------------------|-------------------|-------------------|
| Provincial Infrastructure | 11,993 | 2,998 | 3,401 | 113% | 2,998 | - | 0% |
| Comprehensive HIV & AIDS | 68,803 | 22,888 | 15,783 | 69% | 17,150 | 27,962 | 163% |
| Health Professions Training & Development | 41,069 | 10,288 | 10,269 | 100% | 10,288 | 10,268 | 100% |
| National Tertiary Services | 92,286 | 23,073 | 23,073 | 100% | 23,067 | 23,067 | 100% |
| Hospital Revitalisation | 313,849 | 76,412 | 77,822 | 99% | 78,415 | 65,165 | 83% |
| Forensic Pathology Services | 23,831 | 5,907 | 5,724 | 97% | 5,908 | 7,485 | 127% |
| Total | 551,231 | 143,526 | 136,072 | 95% | 137,807 | 133,947 | 97% |



-
- CONDITIONAL GRANT SPENDING (Cont.)**
- Transfers for the 4th quarter received as planned
 - 97% of the 4th quarter transfers spent
 - Department improved its spending per quarter
 - First quarter 60%
 - Second quarter 86%
 - Third quarter 95%
 - Fourth quarter 97%
 - 84% of the total transfers spent by the end of the 4th quarter



CONDITIONAL GRANT SPENDING (Cont.)




- **Provincial Infrastructure**
 - 100% of the total budget spent
 - Remainder of the projects funded from equitable share
 - Some projects slowed down for completion in the 2007/08 financial year
 - Funding covers Garies hospital and six clinics
 - Garies Hospital is operational since January 2007



CONDITIONAL GRANT SPENDING (Cont.)

Forensic Pathology Services




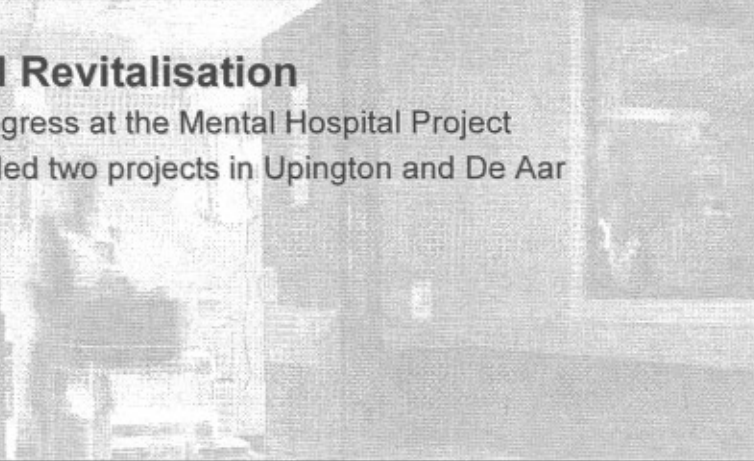
- Delay in the following:
 - Delivery time frame of equipment & mortuary vehicles
 - Granting of permission by NDPW to renovate buildings belonging to them
 - Non billing by SAPS
 - Challenges in the recruitment of health professionals



CONDITIONAL GRANT SPENDING (Cont.)

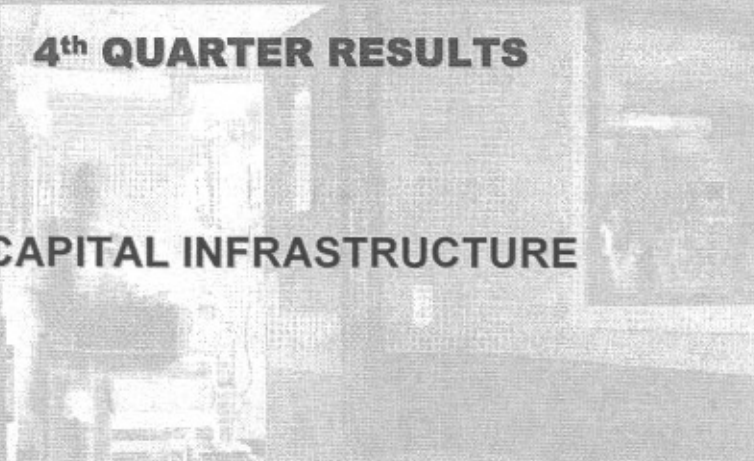
Hospital Revitalisation

- Slow progress at the Mental Hospital Project
- Suspended two projects in Upington and De Aar



4th QUARTER RESULTS

CAPITAL INFRASTRUCTURE





CAPITAL INFRASTRUCTURE PROJECTS

| HOSPITAL REVITALISATION GRANT | | | | | | |
|-------------------------------|----------------|--------------|-----------------|-----------------------------|---------------|------------|
| Project Name | Budget | Roll Over | Total Available | Expenditure - 31 March 2007 | Variance | % Spent |
| R'000 | | | | | | |
| Mental Health | 145,200 | 1,483 | 146,683 | 102,077 | 44,606 | 70% |
| Barkly West | 37,949 | - | 37,949 | 22,190 | 15,759 | 58% |
| Colesburg | 4,000 | - | 4,000 | 1,446 | 2,554 | 36% |
| Calvinia | 2,400 | - | 2,400 | 1,202 | 1,198 | 50% |
| Postmasburg | 17,200 | - | 17,200 | 12,983 | 4,217 | 75% |
| De Aar | 50,800 | - | 50,800 | 43,526 | 7,272 | 86% |
| Upington | 46,000 | - | 46,000 | 45,622 | 378 | 99% |
| Hospital Management | 10,100 | - | 10,100 | 7,604 | 2,496 | 75% |
| Total | 313,649 | 1,483 | 315,132 | 236,652 | 78,480 | 75% |



CAPITAL INFRASTRUCTURE PROJECTS

| INFRASTRUCTURE PROJECTS | | | | | | |
|-------------------------|---------------|-----------|-----------------|-----------------------------|----------|-------------|
| Project Name | Budget | Roll Over | Total Available | Expenditure - 31 March 2007 | Variance | % Spent |
| R'000 | | | | | | |
| De Aar | 750 | - | 750 | 213 | 537 | 28% |
| Dibeng | 700 | - | 700 | 26 | 674 | 4% |
| Douglas | 760 | - | 760 | 35 | 725 | 5% |
| Garies | 5,463 | - | 5,463 | 8,546 | (3,083) | 156% |
| Eurekaville | 800 | - | 800 | 307 | 493 | 38% |
| Kwazornuxolo | 800 | - | 800 | 600 | 200 | 75% |
| Petrusville | 405 | - | 405 | 626 | (221) | 155% |
| Phillipstown | 750 | - | 750 | 19 | 731 | 3% |
| Phutanang | 240 | - | 240 | 511 | (271) | 213% |
| Platfontein | 700 | - | 700 | 17 | 683 | 2% |
| Prieska | 275 | - | 275 | 207 | 68 | 75% |
| Recreation | 350 | - | 350 | 371 | (21) | 106% |
| Springbok | - | - | - | 184 | (184) | 0% |
| KH | - | - | - | 331 | (331) | 0% |
| Total | 11,993 | - | 11,993 | 11,993 | - | 100% |



CAPITAL SPENDING

- The Department spent 76% of its total infrastructure budget
- 75% of the Hospital Revitalization budget spent
- 100% of the provincial Infrastructure budget spent
- Remainder of the projects on PIG funded from the Equitable Share



4th QUARTER RESULTS

COMMITMENTS



Northern Cape
DEPARTMENT OF HEALTH

COMMITMENTS

| FORENSIC PATHOLOGY SERVICES | |
|-----------------------------|---------------|
| Buildings - Upington | |
| - De Aar | 9,600 |
| - Kimberley | |
| Vehicles | 3,000 |
| Total | 12,600 |



Northern Cape
DEPARTMENT OF HEALTH

COMMITMENTS

| HOSPITAL REVITALISATION | |
|----------------------------|---------------|
| Organisational Development | 7,000 |
| New Mental Health Hospital | 56,481 |
| Barkly West Hospital | 15,000 |
| Total | 78,481 |

