

STATUS REPORT ON NATIONAL SCHOOL NUTRITION PROGRAM

SELECT COMMITTEE
07 MARCH 2007


Objectives of NSNP

- To contribute to enhanced learning capacity through school feeding
- Generate food production and economic activities in school communities in order to improve household food security
- Strengthen nutrition education in the school curriculum and the community in general

FREE STATE

- 2006/7 allocation at R64 784 million
- Actual spending - R 49 485 million or 76.38%
- Number of NSNP Schools- 1 643
- Total learners reached - 407 743 in Grade R – 7
- Food gardens developed-1800
- Achievements
 - Expansion of feeding to poorest learners as per targeting criteria
 - Permanent appointment of NSNP Project Manager
 - Funding by Department of Labour in providing training in vegetable production
- Challenges-
 - Late submission of invoices by service providers
 - Lack of resources by schools (water, land, fencing and garden tools).
 - Theft of produce generated in food gardens

3




4

GAUTENG

- 2006/7 allocation at R99 921 million
- Actual spending-R70 641million or 70.70%
- Number of NSNP Schools- 1 122
- Total learners reached-389 361 in Grade R – 7
- Food gardens developed – 823
- Achievements:
 - Additional monitoring by Interns with qualifications in Nutrition & Environmental Health
 - Partial delivery of equipment and utensils for cooking and preparing meals
- Challenges-
 - Delays in delivery of utensils and equipment by service providers to NSNP schools resulting in under-expenditure
 - Un-availability of land for food production

5




6

GAUTENG

- 2006/7 allocation at R99 921 million
- Actual spending-R70 641million or 70.70%
- Number of NSNP Schools- 1 122
- Total learners reached-389 361 in Grade R – 7
- Food gardens developed – 823
- Achievements:
 - Additional monitoring by Interns with qualifications in Nutrition & Environmental Health
 - Partial delivery of equipment and utensils for cooking and preparing meals
- Challenges-
 - Delays in delivery of utensils and equipment by service providers to NSNP schools resulting in under-expenditure
 - Un-availability of land for food production

5



6

LIMPOMPO

- 2006/7 allocation at R202 039 million
- Actual spending -R177 489 or 87.85%
- Number of NSNP Schools- 2 711
- Total learners reached-1 054 609 in Grade R – 7
- Food gardens developed-1800
- Achievements:
 - NSNP established posts absorbed in the Limpopo Department of Education
 - Harvest is utilized to supplement feeding of learners
 - Parents participate in NSNP as food handlers
 - Learner participation in school food gardens,
 - massive harvest supplement food given to learners
- Challenges:
 - NSNP personnel not permanently appointed
 - Monitors and parents lack technical knowledge in food production,

7

ACHIEVEMENTS: Massive Harvest



8

MPUMALANGA

- 2006/7 allocation at R84 549 million
- Actual spending- 66 142 million or 78.23%
- Number of NSNP Schools- 1 321
- Total learners reached - 492 025 in Grade R – 7
- Food gardens developed – 478
- Achievements:
 - Food production initiatives expanded to 3 regions and supplements feeding of learners
 - Expenditure patterns are fairly on track
- Challenges:
 - No permanent NSNP personnel
 - lack of water supply & equipment to develop food gardens

9



10

KWA-ZULU NATAL

- Total allocation – R239 372 million
- Actual spending- 240 858 million
- Total learners being fed- 1 367 655 million
- Number of NSNP schools – 3 453
- Food gardens developed – 1 186
- Achievements
 - Procurement model with local Cooperatives participating in NSNP successful
 - Wider reach in Food safety workshops
 - re-ranking of schools to ensure all Quintile 1 and 2 schools are covered
 - registered ECD sites in the communities identified for next year's feeding
 - Food production initiatives supplements feeding and contributes to the school fund
- Challenges
 - Non permanent staff overseeing the programme
 - Scarcity of resources for food gardens

11



12


NORTH WEST

- Total allocation is at R95 529 million
- Actual spending- R90 898 million or 95% spent
- Total learners reached- 212 647 in Grade R – 7
- Number of schools targeted – 1 425
- Total food gardens developed – 375
- Achievements
 - All NSNP schools supported by cooperatives in procuring goods and services
 - Training workshops in Food Safety & Hygiene for 2 557 circuit coordinators & food handlers
 - Food production supplements NSNP and contributes to school fund
- Challenges
 - Staff shortage with minimal monitoring at schools

13

**North West Province
Department of Education**

1. Well established School Vegetable Garden – Phatsima Primary School



Opening the doors of learning and Culture
through quality Education
in the year of the Foot Soldier
Building A South Africa that truly belongs to all

NORTHERN CAPE

- Budget allocation 2006/07 – R29 647 million
- Actual spending to date – R28 389 million (95%)
- Total beneficiaries from Grade R-7 – 406 910
- Number schools targeted -
- Total food gardens initiated– 167 of 306 NSNP schools
- Achievements:
 - NSNP targets all learners in all quintiles
 - Extended feeding of transferred schools/learners due to border changes from equitable share
 - strong partnerships with business sector and Non-governmental Organisations e.g ABSA, Karstens Farms and other departments
 - Strong and solid community participation and
 - Use of cooperatives in a procurement model is successful in stimulating local economy
- Key challenges:
 - cross border changes not complementing learner numbers and allocation

15



16

WESTERN CAPE

- Total allocation – R48 313 million
- Actual spending – R34 666 million
- Total beneficiaries – 203 183 learners
- Number of schools targeted - 873
- School food gardens – 69 developed
- Successes –
 - have successfully implemented a piloted warm meal to all schools
 - solid partnerships with business sector e.g BMW, Woolworths, Adcorp Holdings and community support
- Challenges –
 - Schools need skills training and resources in sustainable food gardens

17



18

EASTERN CAPE

- 2006/7 allocation at R233 882 million
- Actual spending-R158 456 million or 67.75%
- Number of NSNP Schools- 5 046
- Total learners reached-1 461 917 in Grade R – 4
- Food gardens developed-1 800
- Harvest sold to cooperatives to provide for the NSNP
- Achievements
 - Use of cooperatives to procure goods & services
 - partnerships with business sector and other departments e.g Department of Labour

19

Challenges in EC

- Suspension of senior officials
- Termination of contracts of all suppliers (102 SMMEs and 7 secondary co-operatives)
- Interrupted feeding
- Finalisation of the 2007/08 business plan before 31 March 2007

20

Interventions

- Provincial
 - Provincial audit
 - Appointment of interim management team
- National
 - Support the appointed Acting Director in finalising the 2007/08 business plan
 - Strengthen monitoring at district/circuit level monthly

21



- Expanding provision to secondary schools
- Markets for the products
- Equipment and Infrastructure
- Land
- Demarcations

Proposed Interventions

- National monitoring, evaluation and support unit
- Increasing provincial capacity to monitor
- Development of plan to expand provision with fiscal commission and treasury

25