

Funding the interventions / Integrated Housing and Human Settlement Development Grant Expenditure at 31 March 2006


Provinces	2005/06						
	Voted	Provincial Roll over	Total Available	Year to date (1 April 2005 - 31 March 2006)			
				Spent by Provinces	Unspent Funds	Spent as % of Total Available	Unspent as % of Total Available
	R'000	R'000	R'000	R'000	R'000		
Eastern Cape	581,218	26,057	607,275	607,275	-	100%	0%
Free State	398,618	72,843	471,461	355,475	115,986	75%	25%
Gauteng	1,340,675	9,025	1,349,700	1,349,352	348	100%	0%
KwaZulu-Natal	799,659	-	799,659	815,603	-15,944	102%	-2%
Limpopo	397,650	59,265	456,915	372,776	84,139	82%	18%
Mpumalanga	321,123	17	321,140	262,071	59,069	82%	18%
Northern Cape	79,917	-	79,917	102,576	-22,659	128%	-28%
North West	467,880	141,915	609,795	615,411	-5,616	101%	-1%
Western Cape	456,740	76,509	533,249	533,249	-	100%	0%
Total	4,843,480	385,631	5,229,111	5,013,788	215,323	96%	4%



Breaking new ground in housing delivery Houses, Security & Comfort www.housing.gov.za


Delivery : Serviced sites under construction and housing units completed

Prov	Completed or under construction 2005/06	Completed or under construction First Quarter '06/07	Cumulative Total Since 2004
EC	19 825	4 141	275 846
FS	20 536	1 513	143 101
GP	59 310	12 992	528 405
KZN	35 827	6 122	357 930
LP	46 813	12 402	206 306
MP	14 986	2 677	161 988
NC	8 667	964	46 299
NW	35 515	11 617	193 006
WG	11 310	11 536	235 847
Total	252 834	63 964	2 445 658




Breaking new ground in housing delivery Houses, Security & Comfort

Delivery : Housing projects approved							
PROV	Total number approved 02/03	Total number approved 03/04	Total number approved 04/05	Total number approved 94/95 to 04/05	Total number approved 05/06	Total number approved 06/07	Total number approved 1994/95 to Jun 06
EC	20	26	33	457	3	2	460
FS	141	31	47	609	26	4	639
GP	231	38	366	1 048	74	24	1 146
KZN	36	47	83	552	14	2	586
LP	58	63	103	479	98	1	578
MP	122	54	9	335	41	2	378
NC	15	36	4	250	7	3	260
NW	4	18	31	221	36	5	262
WC	70	19	104	555	22	2	579
Total	697	332	780	4 506	321	43	4 888


 Department of Housing
 REPUBLIC OF SOUTH AFRICA

Breaking new ground in housing delivery Houses, Security & Comfort www.housing.gov.za

Delivery : Subsidies represented by approved projects							
PROV	Total number approved 02/03	Total number approved 03/04	Total number approved 04/05	Total number approved 94/95 to 04/05	Total number approved 05/06	Total no approved 06/07	Total number approved 94/95 to Jun 06
EC	16 849	20 811	13 882	278 008	2 189	5 000	290 197
FS	17 510	15 039	14 089	131 133	8 770	750	140 653
GP	404 432	39 086	54 045	1 082 147	56 373	16 559	1 155 079
KZN	23 437	43 397	42 776	351 625	13 766	1 500	366 891
LP	18 223	32 681	17 503	178 487	27 456	100	206 043
MP	7 861	2 341	340	156 174	1 153	200	157 527
NC	4 161	7 452	1 763	48 466	812	990	50 268
NW	1 790	7 570	23 543	177 831	14 778	6 120	200 729
WC	32 952	8 143	77 354	306 543	12 449	7 043	318 992
Total	527 215	176 520	245 295	2 710 414	137 746	33 219	2 881 379


 Department of Housing
 REPUBLIC OF SOUTH AFRICA

Breaking new ground in housing delivery Houses, Security & Comfort www.housing.gov.za

Delivery : Percentage female headed households
since 1994 up to 30 June 2006

Province	% female headed households
EC	52,71
FS	49,78
GP	48,15
KZN	56,72
LP	65,75
MP	58,30
NC	43,62
NW	48,19
WC	43,06
TOTAL	51,56



REPUBLIC OF SOUTH AFRICA

housing.gov.za

Municipal Accreditation

Special emphasis on
sound IGR



housing
Department
HOUSING
REPUBLIC OF SOUTH AFRICA

Breaking new ground in housing delivery Houses, Security & Comfort www.housing.gov.za

*The national government and provincial governments **must** assign to a municipality, by agreement and subject to any conditions, the administration of a matter listed in Part A of Schedule 4 or Part A of Schedule 5 which necessarily relates to local government, if (a) that matter would most effectively be administered locally; and (b) the municipality has the capacity to administer it.*

(The Constitution of the RSA, 1996; Section 156(4)).

OTHER ASPECTS IN ACCREDITATION FRAMEWORK

- Rationale
- Incremental Accreditation (Levels 1, 2 & 3)
- Capacity development support
- Funding Arrangements
- Monitoring and Evaluation
- Implementation arrangements
- Implementation support to PHDs & Munics



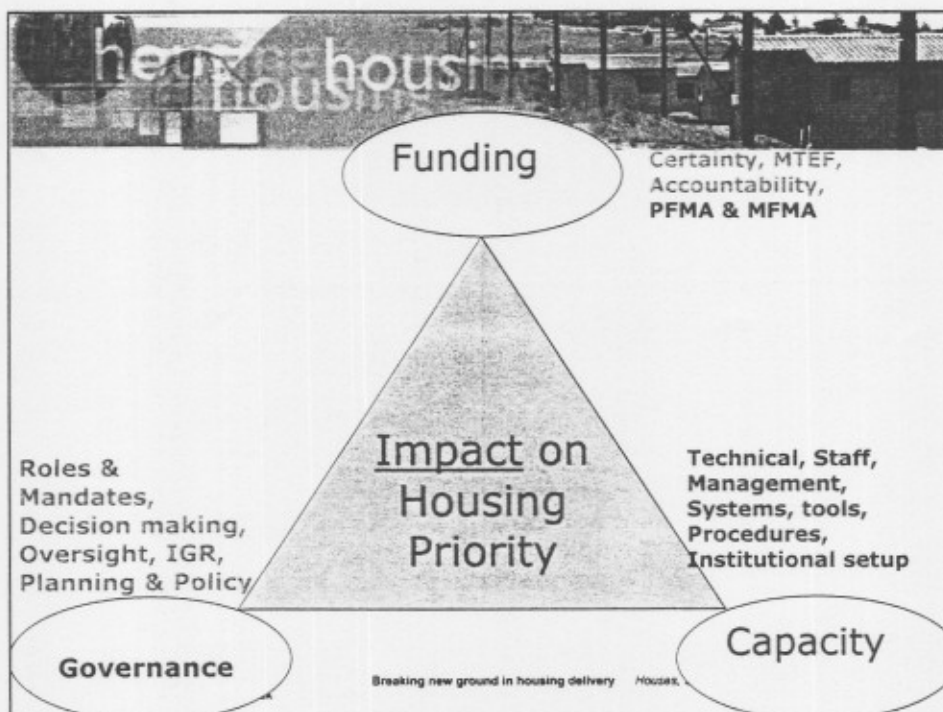
Breaking new ground in housing delivery Houses, Security & Comfort www.housing.gov.za

Rationale

- Coordinated development (horizontal integration)
 - Municipalities: a logical site for the effective alignment of inter-departmental and inter-governmental funding streams.
 - Increased opportunities for the application of innovative planning principles
- Accelerated delivery (vertical integration)
 - The efficiencies associated with devolving delivery authority to the local level should improve the rate of delivery

Principles of accreditation:

- Logical application of roles and functional assignments (*local alignment & integration*)
- Authority and accountability must accompany responsibility
- Accreditation follows capacity
- Funding arrangements must be consistent, certain and beyond interrogation
- Funding follows function
- Efficiency (enhanced govt. delivery capabilities)
- Co-operative governance





Metropolitan Munics

- Cape Town
- Ekurhuleni ☆
- EThekweni
- Joburg
- Nelson Mandela ☆
- Tshwane

Local Municipalities

- Buffalo City ☆
- Emalahleni (Witbank) ☆
- Rustenburg ☆
- Mangaung ☆
- Polokwane ☆
- Sol Plaatjie
- !Khara Hais (Upington)

District Municipalities: Piloting in Northern Cape

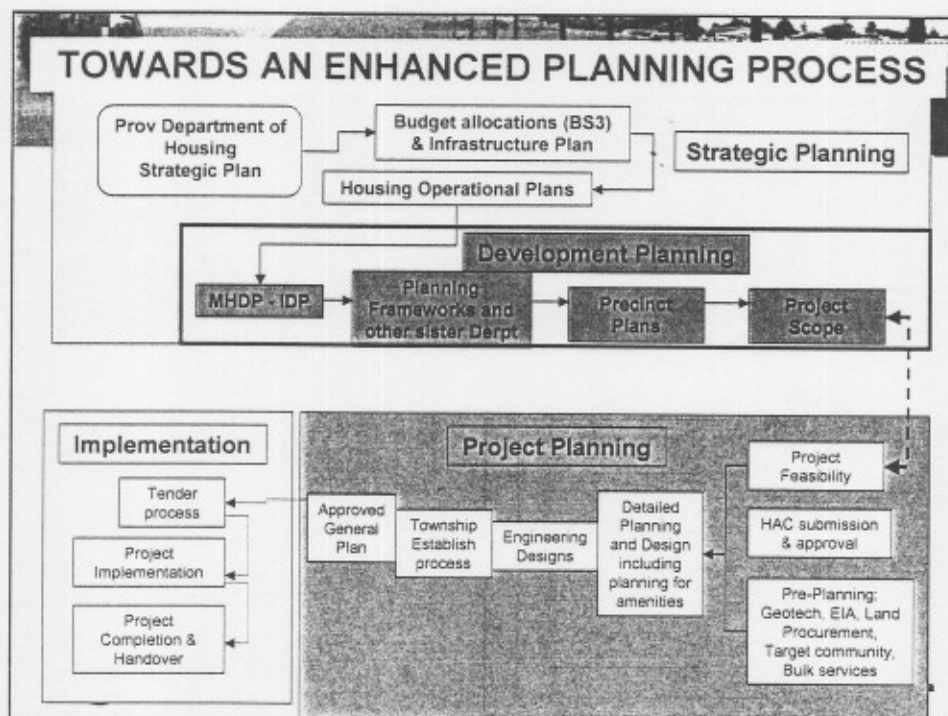
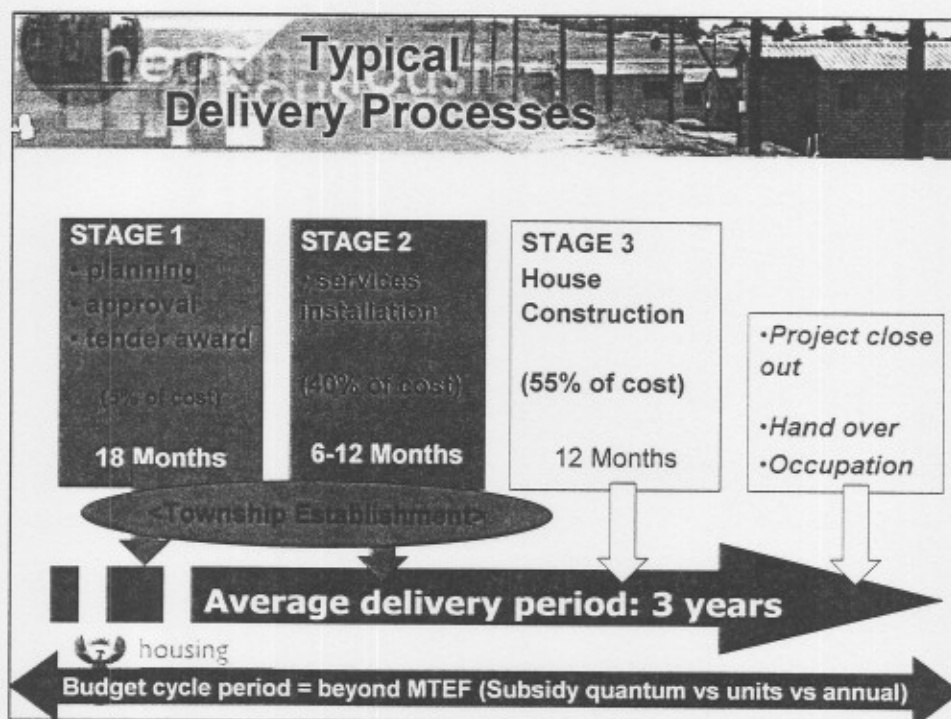


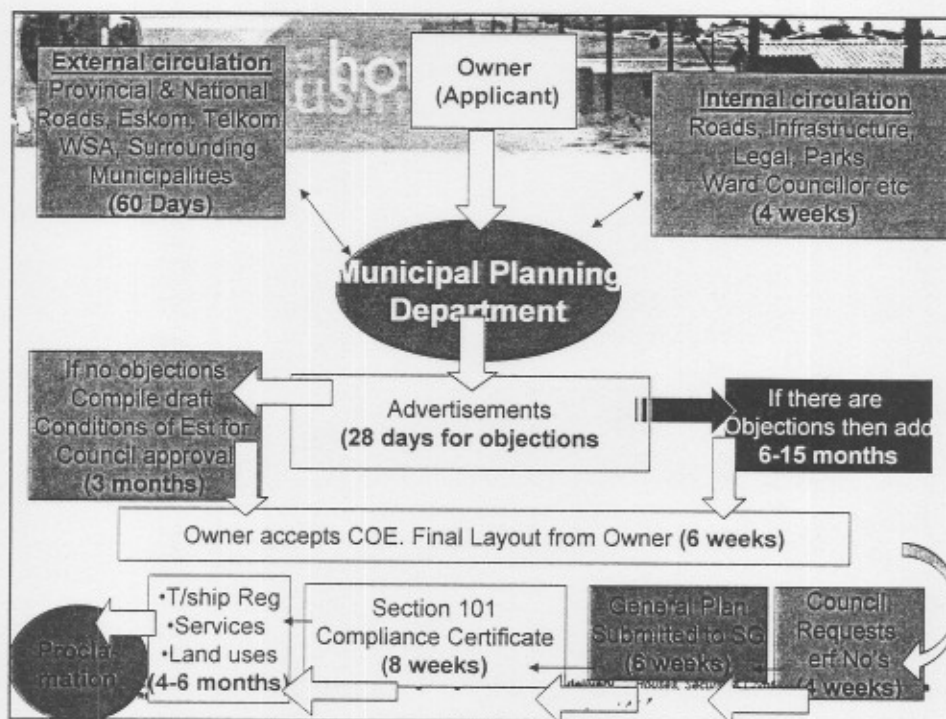
- Availability and readiness of key role players at all spheres of Government
- Acceptance and/or understanding of Accreditation imperatives by PHDs & Munics
- Impact of indecision- "*indecision is decision*"
- Failure/ non-compliance: DORA implications
- The complexity of Political interpretations and/or connotations
- Only Housing MECs can accredit Munics



- Our intergovernmental relations arrangements (including the fiscal transfer regulatory environment) will need to be constantly reviewed and strengthened to ensure:
 - Accountability (Who accounts must have the powers of enforcement);
 - Optimal utilization of resources
 - Proper performance management arrangements; and
 - Proper targeting mechanisms for the spending of scarce resources at our disposal







Thank you

housing
Department of Housing
REPUBLIC OF SOUTH AFRICA

Breaking new ground in housing delivery Houses, Security & Comfort www.housing.gov.za