




06/01/0 pc finance
saved errata

9



ERRATA

ERRATA

Chapter 6: Customs: Improved trade administration and border security:

1. Page 38

Percentage success of anti-smuggling activities:

The third paragraph should read: As a result, the performances of the anti-smuggling teams have been moderate. The success rate figures achieved were as follows:

- People and Bag Searches – 1,2%
- Rummages/ Searches – 10,2%
- Patrols and Other Activity – 31,8%

Increased ability to detect illicit trade and enhanced anti-smuggling activity:

The first paragraph should read: The number of counterfeit seizures has increased substantially by 156% for the 2005/06 year, when compared to last year. The registering of trade marks as per the Counterfeit Goods Act by brand holders is one of the major contributions to the high seizure rate, enabling Customs to intervene in terms of Section 15 of the Counterfeit Goods Act.

2. Page 40

Document coverage

The second paragraph reads: We exceeded the target of 20% of documentation to be scrutinised for both imports (27%) and exports (90%). The target was based on the 80/20 principle, under which 80% of goods are released without scrutiny while 20% of goods are selected for scrutiny based on risk. A key factor in exceeding the targets was the high rate of compulsory stops. For imports, more than 90% of declarations are submitted electronically and therefore the percentage achieved is close to the target. It should be entirely deleted.

Chapter 7: Enforcement: Improved compliance and risk reduction

3. Page 46

The first bullet point should read: Collection of 5 357 622 outstanding returns which is an increase of 28% over the previous year

The second bullet point should read: A 79% success rate in risk based audit compared to last years 56%

The last bullet point should read: Prosecutions increased by 27%, resulting in a total of 382 cases.

4. Page 47

The first bullet point in the last paragraph should read: A 9, 5% increase in the active tax register during 2005/06.

The last bullet point should read: Outstanding returns increased by 3% year on year, as opposed to an average of 10% in previous periods.

5. Page 51

The heading for column 6 of figure 7.6 should read: % variance actual vs. target 05/06.

The figure in the first row in column 6 should read "0.01%

The heading for column 7 should read: Variance actual 05/06 vs. actual 04/05

6. Page 58

Column 2 in Figure 7.11 should be removed. The table should appear as follows:

Figure 7.11

Successful convictions with regards to Campaigns	
Industry Sector	Total
Sweets, confectionery and tobacco	22
Government departments (Contractors rendering services to)	55
Property	2
Drugs and other Customs	29
Clothing, footwear and textile	40
Total	148

ERRATA (continued)**7. Page 60**

The first sentence on the page should read: A hit-rate of 79% was achieved on the cases referred, as compared to 56% of the previous period.

8. Page 61

Figure 7.14 should be updated as follows:

Figure 7.14

Month	Profile/Information requests from SARS	Asset Forfeiture Unit (AFU) in 6 months of POCA	Financial Intelligence Centre (FIC) in 6 months of FICA
April	439	31	0
May	284	66	1 (5 Entities)
June	266	153	2 (6 Entities)
July	1 260	62	2 (3 Entities)
August	878	134	3 (6 Entities)
September	8 235	164	1 (6 Entities)
October	835	37	3 (17 Entities)
November	1 244	117	4 (9 Entities)
December	208	58	2 (5 Entities)
January	148	52	0
February	1 734	43	0
March	1 809	49	3 (3 Entities)

The last two columns of Figure 7.15 should be deleted. The table should appear as follows:

Figure 7.15

Criminal Investigations					
Area	Case number target 05/06	Number of cases attended to 05/06	Number Variance	% Variance	Number of cases attended to 04/05
Criminal Cases completed	870	1 181	311	36%	649
Criminal cases prosecuted	363	382	19	5%	301

ERRATA (continued)

9. Page 62

In Figure 7.16 the figure 248 should be added to the blank cell in the last row of column 2. The table should appear as follows:

Figure 7.16

Description	National totals 2005/06	National totals 2004/05
Actual fines	R20 975 100	R2 268 900
Imprisonment (years)	154 person years	62 person years
Suspended Sentences	1033 person years	380 person years
Correctional Supervision	240 person months	278 person months
Community Service	2 816 person hours	6 500 person hours
Total convictions	347	248

10. Page 64

In Figure 7.20 the second column should be deleted and the totals in the last column should be corrected. The table should appear as follows:

Figure 7.20

Financial Year	March	Growth
2001/02	4 459 081	0%
2002/03	4 943 685	10%
2003/04	5 445 472	9%
2004/05	6 199 297	12%
2005/06	6 346 742	3%