



# **THETA REPORT TO SELECT COMMITTEE ON LABOUR AND PUBLIC ENTERPRISES**

19 September 2006

Mike Tsotetsi

**CHIEF EXECUTIVE OFFICER**



# Progress Report NSDS – Skills Programmes

Training Province	Sport Facility management	Racing & Equestrian	Foreign languages (G & F)	Computer literacy	Management development	Casino courses	Service Provider Capacity Building	Total no. of learners	% of learners /province
<b>NSDS Target</b>	<b>2.8</b>	<b>2.7, 2.8</b>	<b>2.8, 3.1</b>	<b>3.2, 2.8</b>	<b>2.8</b>	<b>2.8</b>	<b>5.3</b>		
Gauteng	13		15	1579	256	802	50	2700	51.6
W/Cape	19			353	98	42	23	535	10.3
KZN	25	38		362	57	288	19	789	15.1
N/West						148	8	156	3.0
Free State	11					150	8	169	3.2
Limpopo			52			173	12	237	4.5
Mpumalanga			21			127	9	157	3.0
E/Cape			61			197	11	269	5.1
N/Cape & *Various						215*	6	221	4.2
<b>Total</b>	<b>68</b>	<b>38</b>	<b>134</b>	<b>2294</b>	<b>411</b>	<b>2142</b>	<b>146</b>	<b>5233</b>	<b>100</b>
Rural total %	36 (53%)	38 (100%)	125 (89%)			1083 (42%)			

# Progress Report NSDS - Learnerships

Province \ Training	Learnerships	Event Support Learnership	Fitness Learnership	Total no. of learners	% of learners /province
<b>NSDS Target</b>	<b>2.8, 3.1</b>	<b>2.7, 3.1</b>	<b>2.8</b>		
<b>Gauteng</b>	711	20	25	756	<b>37</b>
<b>W/Cape</b>	414	19	35	468	<b>23</b>
<b>KZN</b>	345	21		366	<b>18</b>
<b>N/West</b>	165			165	<b>8</b>
<b>Free State</b>	5			5	<b>0.4</b>
<b>Limpopo</b>	74			74	<b>3,6</b>
<b>Mpumalanga</b>	61			61	<b>3,0</b>
<b>E/Cape</b>	147			147	<b>7</b>
<b>N/Cape</b>	18			18	<b>0.9</b>
<b>Total</b>	<b>1940</b>	<b>60</b>	<b>60</b>	<b>2060</b>	<b>100</b>
<b>Rural Total Percentage</b>	<b>815 (42%)</b>	<b>21 (35%)</b>		<b>850 (41%)</b>	

# Progress Report NSDS

Province	Regions	No. of SMME Assisted	No. of SDAs	Responsibilities
<b>Gauteng</b>	Jhb/Vaal, JHB south/ West rand, Pretoria, East Rand	408	4	<ul style="list-style-type: none"> <li>▪ Assist SMMEs in skills development legislative framework</li> <li>▪ Compile and submit Workplace Skills Plans &amp; Implementation Reports</li> <li>▪ To serve as a contact person between THETA and the SMME</li> <li>▪ Train the employees of SMME establishments – SA Host.</li> <li>▪ Prepare for employers for implementation of Learnerships</li> <li>▪ Facilitate and advise on Accreditation requirements for Training providers</li> <li>▪ Conduct site verification visits</li> <li>▪ Conducts audits</li> <li>▪ Conduct site Audits to employers implementing Learnership for THETA</li> <li>▪ Assist THETA employers with the accreditation application process</li> <li>▪ Presentation on IIP</li> </ul>
<b>Limpopo</b>	All Limpopo	341	2	
<b>Mpumalanga</b>	All Mpumalanga	165	1	
<b>KZN</b>	Durban/South Coast, Pietermaritzburg/Midlands, Eshowe/Maputaland	397	3	
<b>E/Cape</b>	East London, Port Elizabeth, Butterworth/Kokstad	393	3	
<b>Western Cape</b>	Mossel bay, Cape Town/ West coast, Bellville/Winelands, Garden Route/Jeffries Bay	311	4	
<b>North West</b>	Klerksdorp and Rustenburg	137	2	
<b>Total</b>		2152	19	
	NB: NC & FS will be addressed in the future			

# Progress Report FETs

THETA is engaging 7 FET in the Service Provider Capacity Building. Thus, assisting them with their programme approval

Province	No. of FET Colleges	Name of FET Colleges
Western Cape	3	1. Boland College 2. Northlink College 3. False Bay College
Northern Cape	2	1. Northern Cape Urban FET College 2. Namaqualand Northern Cape FET College
North West	1	1. Taletso FET College
KZN	1	1. Thekwini College
Gauteng	2	1. Ekurhuleni East College 2. Jeppe College
Mpumalanga	3	1. Ehlanzeni FET College 2. Gert Sibanda College 3. Nkangala College
Limpopo	2	1. Lephalele College 2. Vhembe College
Free State	None	1. N/A
Eastern Cape	1	1. Port Elizabeth FET College

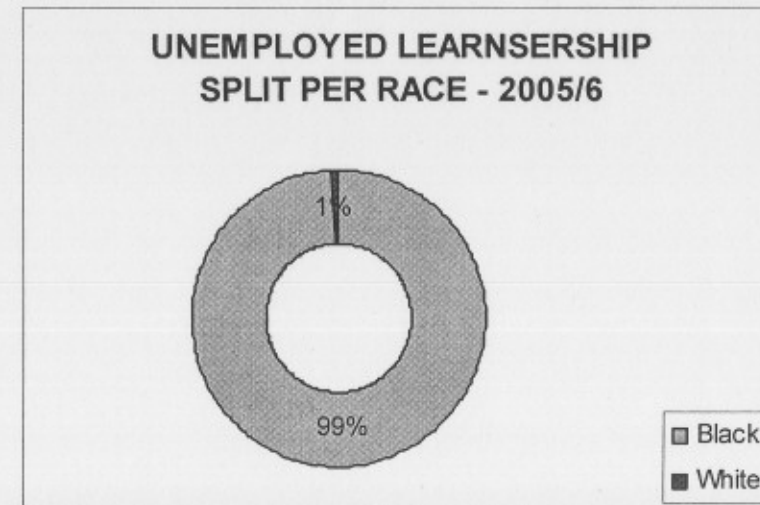
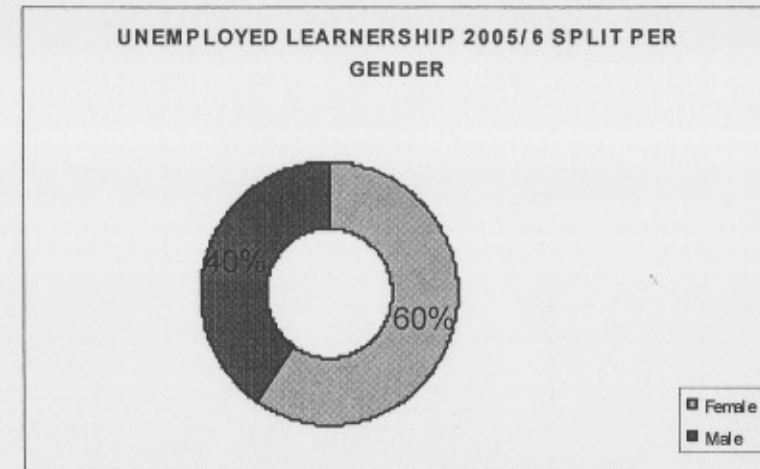
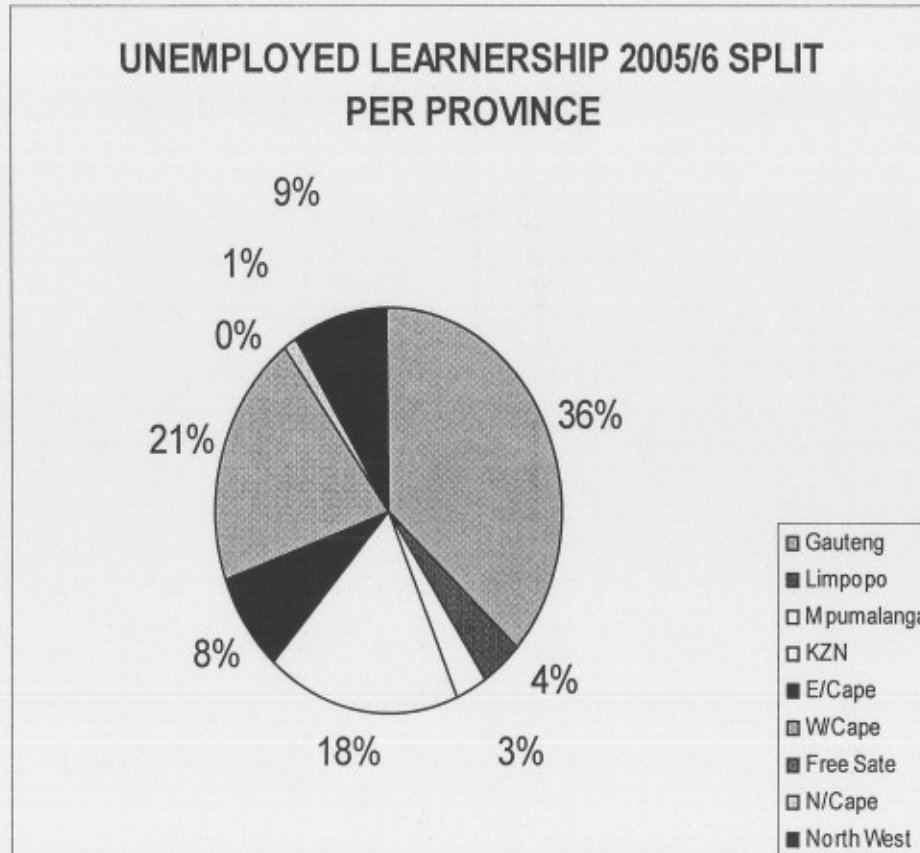
## Provincial Skills Development Forums

- Planned participation through commissioned skills audit with all provinces
- Working with the premier's office on NVC about 50 learners being recruited in Limpopo and 30 in W/Cape
- Participate in Provincial Skills Development meetings, Theta supports NSF funding application for the E/Cape and Mpumalanga
- In N/Cape 24 tourist guides being trained in German and French
- In the North west Theta participate through the Premier's office in Provincial Skills Development meetings, Strategy Formulation and Conferences/SMME Working groups

## Progress Report Unemployed Learnerships 2005/6

Province	Unemployed learners	Fem	Male	Black	White	Provincial %
Gauteng	542	306	236	540	2	37
Limpopo	73	58	15	73	0	4
Mpumalanga	37	11	26	37	0	3
KZN	332	203	129	328	4	18
E/Cape	113	74	39	109	4	8
W/Cape	210	116	94	209	1	21
Free Sate	3	0	3	3	0	0
N/Cape	18	13	5	18	0	1
North West	146	101	45	146	0	9
<b>TOTAL</b>	1474	882	592	1463	11	100
<b>Rural Total %</b>	722	<b>Tracking system for learner placement is being developed</b>				49

# Progress Report Unemployed Learnerships 2005/6





## Future Plans for Organization

No.	Project	Province	NSDS Targets	No. of Learners	Rand value
1	Youth Coaching	All 9	3.1	450	3m
2	Officials capacitation	All 9	4.1, 5.1	250	10.8m
3	Facility managers dev	All 9	2.3	150	1.5m
4	Boxing development	All 9	4.1, 5.1	160	2.48m
5	2010 coordination	All 9	4.1, 5.1	-	9.9m
6	Mass participation	All 9	3.1, 4.1	1500	4m
7	Volunteer	All 9	3.1, 4.1	1000	2.9m
8	Media liason	All 9	1.2, 3.1	100	1.43m
9	Sports commentary	All 9	2.8, 3.1	120	6m
10	Graduate development	All 9	4.2	5000	33.5m
11	Spanish language	PNA	2.8, 4.1	45	200k

# Future Plans for Organisation –(Continued)

No.	Project	Province	NSDS Targets	No. of Learners	Rand value
12	Scarce skills learnerships	All 9	2.8	2400	45m
13	ABET	All 9	2.7, 3.3	1935	9m
14	Specialised computer	All 9	2.1	3000	11.5m
15	Small tour Operator	All 9	2.2	120	13.2m
16	New Venture Creation	All 9	4.3, 2.6	125	8.661m
17	Capacity building SMMEs	All 9	2.2	3000	15m
18	Sport Tourism Dev	All 9	2.2, 3.2	150	10m
19	Curriculum dev	All 9	5.1	-	10m
20	Industry research	All 9	1.1, 1.2	-	6m
21	Agri-Tourism	PNA	3.2	950	10m
	<b>Total</b>	SETA Report to Select Committee on Labour and Public Enterprises		<b>19 555</b>	<b>214,071,400.00</b>

# Future Plans for Organisation (Continued)-Learnership Top-Up for Unemployed Learners

Site	Black		White		Disabled		Total
	Male	Female	Male	Female	Male	Female	
Limpopo	6	10	4	5	2	3	30
Eastern Cape	6	10	4	5	2	3	30
Mpumalanga	6	10	4	5	2	3	30
North West	6	10	4	5	2	3	30
Northern Cape	6	10	4	5	2	3	30
Free State	6	10	4	5	2	3	30
<b>Grand Total</b>	<b>36</b>	<b>60</b>	<b>24</b>	<b>30</b>	<b>12</b>	<b>18</b>	<b>180</b>

# Future Plans for Organisation (Continued)- Graduates Internship

Site	Black		White		Disabled		Total
	Male	Female	Male	Female	Male	Female	
Gauteng	36	20	20	30	7	7	120
Limpopo	40	60	6	10	2	2	120
KZN	60	100	10	20	5	5	200
Eastern Cape	40	60	6	10	2	2	120
Western Cape	80	120	10	20	2	2	240
Mpumalanga	60	100	10	20	5	5	200
North West	40	60	6	10	2	2	120
Northern Cape	15	25	2	6	1	1	50
Free State	15	25	2	6	1	1	50
<b>Grand Total</b>	<b>486</b>	<b>750</b>	<b>72</b>	<b>132</b>	<b>30</b>	<b>30</b>	<b>1500</b>

# THETA CHALLENGES

- Financial constraints due to SMME Exemption from SDL as more than 80% of THETA organizations are SMMEs
- Tourism BEE scorecard requirements beginning to put pressure on the SETA as companies demand more Learnerships to meet their Skills Development targets (limited financial resources not only causing strain on availability of discretionary funds but also on operational costs)
- Mounting pressure due to 2010 expectations
- Legacy of the past THETA maladministration



# END OF THETA REPORT

**Mike Tsotetsi**  
**CHIEF EXECUTIVE OFFICER**

