




**SITA – SAPS  
Business Review**

---

*19 May 2006*



**Purpose**



---


- ❖ *Present the FY05/06 Business Review*
- ❖ *Provide an Update on The SITA-ISM Relationship*
- ❖ *Identify Key Projects for FY06 and FY07*



## Agenda



- ❖ SITA SERVICES TO SAPS
- ❖ 2005/6 KEY PROJECTS
- ❖ PLANNED PROJECTS
- ❖ SITA-SAPS RELATIONSHIP
- ❖ FINANCE REVIEW
- ❖ WORLD TRENDS
- ❖ CONCLUSION



## SITA Services to SAPS



- ❖ Procurement Services
- ❖ Application Development and Maintenance
- ❖ Centralized Data Processing Services
- ❖ Network and Decentralized Support Services
- ❖ Training Services
- ❖ Specialized Services
- ❖ Bureau Services



## 2005/6 Key Projects



- ❖ End User Equipment Project
  - Desktop Increase from 28,609 to 40,589
- ❖ Forensic Science Laboratory Information Management System
- ❖ National Photo & Image System
- ❖ Short Tandem Repeat Laboratory System



## Planned Projects



- ❖ Convert LIMS to ICMS
- ❖ Integrated Ballistic Information System (National Correlation)
- ❖ Network Infrastructure Upgrade
- ❖ Short Tandem Repeat Laboratory System (Testing Material, Amplification etc)



## SITA-IMS Relationship



### ❖ Relationship Challenging But Stabilising

### ❖ Challenges

- Service Delivery Levels
- Proactive Identification of Solutions
- SITA R&D Involvement in SAPS
- Appropriate Coverage Model (Structure)
- Unsigned SLA

### ❖ Customer Satisfaction Survey (SAPS)

- 2005 64%



## Financial Review (FY05 vs FY06)



	FY2004/5 (m)	FY2005/6 (m)	Change
Application Maintenance	149.02	151.44	1.62%
Application Support	36.43	-	-100.00%
Training Services	0.50	0.01	-98.00%
Specialised Consulting	7.15	3.49	-51.19%
Decentralised Support	157.77	291.28	84.62%
Network Services	101.17	77.86	-23.04%
Centralised Data Processing	142.20	130.55	-8.19%
Bureau Service	3.20	3.44	7.50%
Other (Adhoc)	34.00	9.75	-71.32%
	631.44	667.82	5.76%



## Financial Review (FY06 vs FY07)



	FY2005/6 (m)	FY2006/7 (m)	Change
Application Maintenance	151.44	155.87	2.93%
Application Support	0.01	35.15	351400.00%
Training Services	0.01	-	-100.00%
Specialised Consulting	3.49	3.70	6.02%
Decentralised Support	291.28	237.53	-18.45%
Network Services	77.86	106.68	37.02%
Centralised Data Processing	130.55	190.16	45.66%
Bureau Service	3.44	4.50	30.81%
Other (Adhoc)	9.75	-	-100.00%
	667.83	733.59	9.85%



## World Trends in Policing



### ❖ Quick Glance

The number of robberies soared 28% last year according to the latest statistics

Violent crime up 11%  
Murders up 4%  
Attempted murders up 21%  
Rapes up 14%  
Soliciting up 60%

The government argues that crime levels are stable ...

.But the opposition has accused the government of "statistical manipulation".

**England and Wales**



## World Trends in Policing



### ❖ Police Forces Face Common Pressures

- Critical Public Scrutiny
- Strain on Resources
- Complex, Pervasive, Sophisticated Criminal World

### ❖ Key to Effective Policing

- Provision of **Right Information**
- To the **Right Person**
- At the **Right Time**
- In the **Right Format**



## World Trends in Policing



### ❖ Network Centric Operation

- Networked Personnel
  
- Quality Information and Shared Situational Awareness
  
- Collaboration and Self-Synchronisation
  
- Results
  - Speed of Command and Increased Mission Effectiveness



## World Trends in Policing



- ❖ ICT is JUST an Enabler
- ❖ Other Key Components
  - Personnel
  - Processes
  - Culture
  - Leadership
  - Doctrine



## Conclusion



- ❖ Research and Development (SITA & ISM)
- ❖ Renewed Focus on SAPS
- ❖ Key Issues
  - 2010 World Cup
  - SA vs World Trends
  - Integrated Justice System
- ❖ Portfolio Committee Support



**Thank You**