

Housing Conditional Grant

Expenditure 2004/05

&

Budget 2005/06

060509 phousing

FINANCIAL YEAR 2004/05

- BUDGET R598 900 000
- EXPENDITURE R572 749 582
- BALANCE R 26 150 418

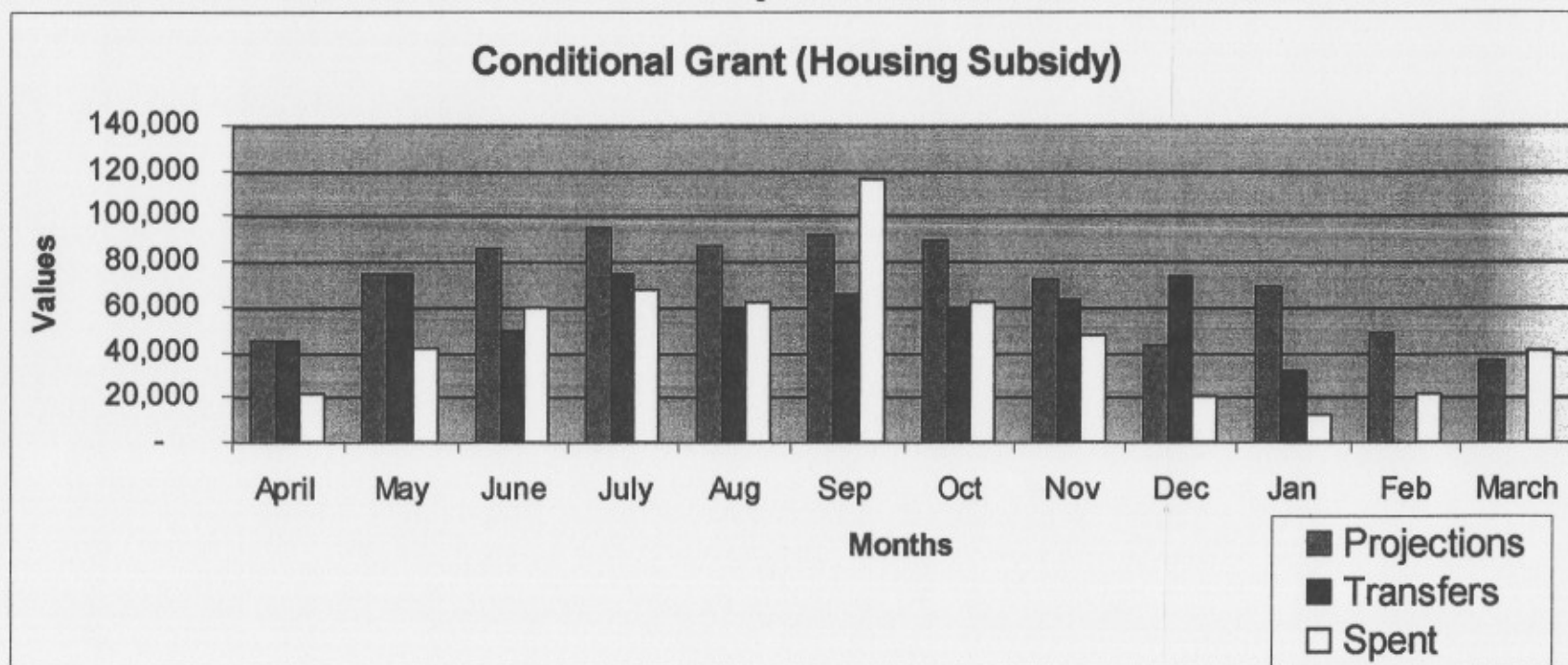
- EXPENDITURE % 95.63%

- Housing funds frozen and reallocation by Provincial Treasury preventing the processing of expenditure amounting to R26 150 418 to be incurred.

2004/05 EXPENDITURE PER SUBSIDY INSTRUMENT

- Individual Subsidies	R 10 297 502
- Project Linked Housing	R 23 004 224
- Peoples Housing Process	R409 960 187
- Establishment Grants	R 12 331 416
- Rural Housing	R105 128 537
- Institutional Housing	R 2 361 945
- Consolidation Housing	R 553 408
- Relocation - Thubelisha	R 3 069 161
- R7500 Capital Discount	R 805 724
- Maintenance PHD assets	R 3 409 530
- Ops. Cap. - Project Management	R 1 798 717
- Noel Properties - Rectification	R 29 231
	R572 749 582

Comparison between: Developer's Cash flows, Funds transfer by DOH and Actual expenditure -2004/2005



Cash Flow predictions are influence by – political and community interference, availability of materials, weather, material price increases, inexperienced emergent contractors, lack of capacity in Municipalities, etc.

Non-Financial information for 2004/05

Houses completed	-	29 663
Houses under construction	-	4 862
Serviced sites completed	-	12 917

2004/2005 Non-Financial info. per Management Area


Management Area	Houses completed	Houses under construction	Service sites completed
Alfred Nzo	701	143	
Amatole	3,037	666	769
Buffalo City	677	218	
Cacadu	4,769	856	3,937
Chris Hani	5,917	989	2,321
Nelson Mandel	9,061	1,144	2,944
O.R. Tambo	1,976	432	1,405
Ukhahlamba	3,524	414	1,541
Total	29,663	4,862	12,917

Categorization of Projects in the Province Previous



Budget 22%
Admin 22%
Quality 6%

Categorization of Projects in the Province Updated



Slow 8%

Housing Conditional Grant Budget 2005/06

– Project Linked Housing	R471.7 million
– Blocked Housing Projects	R 50.0 million
– Sustainable Human Dev. (Pilots)	R 28.7 million
– Individual Subsidies	R 25.0 million
– Establishment Grants	R 12.0 million
– Emergency Housing	R 2.0 million
– Hostel Redevelopment	R 2.0 million
– R7500 Capital Discount	R 1.0 million
– Maintenance PHD assets	R 3.0 million
– Ops. Cap. Project Management	R 11.6 million
– NHBRC – Enrollment fees	R .5 million
	R607.5 million

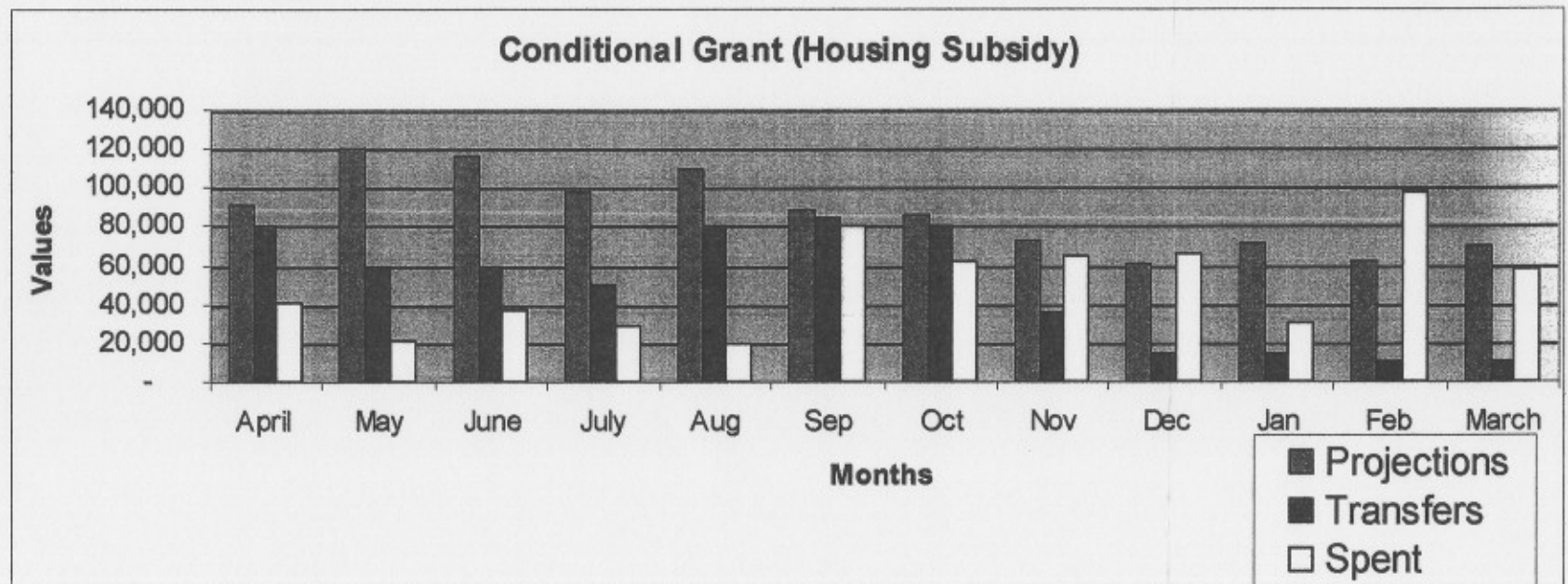
FINANCIAL YEAR 2005/06

• BUDGET	R607 518 000
– Allocation	R581 218 000
– Rollover	R 26 300 000
• EXPENDITURE	R607 718 787
• Over Expenditure	(R 200 787)
• EXPENDITURE %	100.03%

2005/06 EXPENDITURE PER SUBSIDY INSTRUMENT

- Individual Subsidies	R 20 272 278
- Project Linked Housing	R 69 561 356
- Peoples Housing Process	R368 219 338
- Establishment Grants	R 10 563 376
- Rural Housing	R118 834 547
- Consolidation Housing	R 970 112
- Relocation – Thubelisha	R 3 796 174
- R7500 Capital Discount	R 1 350 718
- Maintenance PHD assets	R 4 131 835
- Ops. Cap. - Project Management	R 10 019 053
	R607 718 788

Comparison between: Developer's Cash flows, Funds transfer by DOH and Actual expenditure -2005/2006



Cash Flow predictions are influence by – political and community interference, availability of materials, weather, material price increases, inexperienced emergent contractors, lack of capacity in Municipalities, etc.

Non-Financial information for 2005/06

Houses completed	-	24 758
Houses under construction	-	5 396
Serviced sites completed	-	4 873

2005/2006 Non-Financial info. per Management Area

Management Area	Houses completed	Houses under construction	Service sites completed
Alfred Nzo	932	203	
Amatole	2818	614	427
Buffalo City	1368	298	478
Cacadu	3195	696	453
Chris Hani	5086	1109	1552
Nelson Mandela Metro	7003	1527	1963
O.R. Tambo	1735	378	
Ukhahlamba	2621	571	
Total	24758	5396	4873

Thank You

Comments & Questions