

060308 finance

areas: sport

2

SPORT & RECREATION
Department of Recreation, Sport and Leisure Services
REPUBLIC OF SOUTH AFRICA

DORA PRESENTATION

PRESENTATION TO THE SELECT COMMITTEE ON FINANCE ON THE DORA GRANTS

SPORT & RECREATION
Department of Recreation, Sport and Leisure Services
REPUBLIC OF SOUTH AFRICA

BACKGROUND

- 2004/05 Final year of the Building for Sport and Recreation Programme (BSRP)
- Transferred R132.0m to local authorities through DORA
- In final year 109 facilities were built or upgraded
- Project has since been transferred to the Municipal Infrastructure Grant of DPLG

SPORT & RECREATION
Department of Recreation, Sport and Leisure Services
REPUBLIC OF SOUTH AFRICA

MIG

- There has been a decline in provision of sport specific facilities under MIG
- Local authorities do not prioritise the building of facilities
- In spite of the prescribed role of SRSA the perception is that there is now a distance between the department and the projects
- Provincial departments feel even further removed from the MIG process
- SRSA sees ring fencing as a viable option for facilities provision

SPORT & RECREATION
Department of Recreation, Sport and Leisure Services
REPUBLIC OF SOUTH AFRICA

MASS S&R PARTICIPATION GRANT

- 2003 SRSA submitted as a priority to National Treasury for a Community Mass Participation Programme
- Main aim was to reach those communities that are not normally served by national federations
- One of the objectives was to reach crime nodal areas
- Objective also to make more people more active more often
- Low budgets allocated for sport in the provinces

SPORT & RECREATION
Department of Recreation, Sport and Leisure Services
REPUBLIC OF SOUTH AFRICA

MPP GRANT

- Grant introduced in 2004/05
- Allocated R9.0m to provinces
- R1.0m per province
- Used the Division of Revenue Act (DORA)
- Developed the Grant Framework for the programme
- Developed a Blue print for what became known as the Siyadlala Mass Participation Programme

SPORT & RECREATION
Department of Recreation, Sport and Leisure Services
REPUBLIC OF SOUTH AFRICA

ACHIEVEMENTS AGAINST TARGETS 2004/05

| | TARGET | ACHIEVED |
|-----------------------------------|--------|----------|
| Number of people participating | 27000 | 92637 |
| Number of administrators trained | 36 | 707 |
| Number of coaches trained | 36 | 1133 |
| Number of referees trained | 36 | 656 |
| Number of clubs formed | 36 | 424 |
| Number of leagues established | 36 | 91 |
| Number of Municipalities assisted | 18 | 60 |
| HUBS | 36 | 60 |

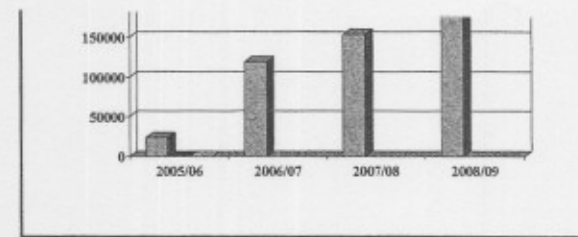
| | | | |
|---------|--|--|--|
| 2005/06 | | | |
|---------|--|--|--|


| | | | |
|--|--|--|--|
| | | | |
|--|--|--|--|

| | | |
|---|-----|------|
| Number of administrators trained | 220 | 894 |
| Number of coaches trained | 220 | 1313 |
| Number of referees trained | 220 | 841 |
| Number of people trained in first Aid | 450 | 511 |
| Number of people trained in events management | 450 | 282 |
| Number of people trained in life skills programme | 450 | 226 |
| Number of recreation clubs formed | 100 | 1479 |

| | | |
|---------------|---------|---------|
| Free State | R2.67 m | R2.251m |
| Gauteng | R2.67 m | R0.65m |
| Kwazulu Natal | R2.67 m | R2.657m |
| Limpopo | R2.67 m | R1.955m |
| Mpumalanga | R2.67 m | R2.548m |
| Northern Cape | R2.64 m | R1.685m |
| North West | R2.67 m | R1.241m |
| Western Cape | R2.67 m | R2.130m |


| | | | |
|---------------|----------------|----------------|----------------|
| '000 | '000 | '000 | '000 |
| 24 000 | 119 000 | 154 000 | 205 000 |
| | | | |



 **sport & recreation**
Department of Education
REPUBLIC OF SOUTH AFRICA


DORA GRANT 2006/07

- Total Grant : R119.0m
- Two components:
 - Siyadlala MPP: R69.0m
 - School Sport MPP: R50.0m
- Allocated as 1 grant to provinces
- Siyadlala MPP
 - R39.0m Equal allocations per province
 - R30.0m Equitable share formula used
- School Sport MPP
 - Used Equitable Share formula

 **sport & recreation**
Department of Education
REPUBLIC OF SOUTH AFRICA

ENE DORA ALLOCATIONS

| | 2006/07 | 2007/08 | 2008/09 |
|--------------|----------------|----------------|----------------|
| EC | 17,060 | 22,893 | 31,497 |
| FS | 9,780 | 11,820 | 14,880 |
| GAUT | 16,820 | 22,461 | 30,903 |
| KZN | 21,300 | 30,524 | 41,997 |
| LIMP | 14,820 | 18,861 | 25,951 |
| MPU | 10,020 | 12,150 | 15,345 |
| NC | 6,200 | 6,920 | 8,000 |
| NW | 10,900 | 13,360 | 17,050 |
| WC | 12,100 | 15,010 | 19,375 |
| TOTAL | 119,000 | 154,000 | 205,000 |

 **sport & recreation**
Department of Education
REPUBLIC OF SOUTH AFRICA


SCHOOL SPORT MPP

- New Project
- Taking sport to the poorest of the poor schools
- TARGETS:
 - 750 Schools
 - 13500 Educators
 - 200 000 Learners

 **sport & recreation**
Department of Education
REPUBLIC OF SOUTH AFRICA

THE DORA GRANT

- The DORA grant has changed the way SRSA dealt with the provision of sport & recreation
- The MPP has become the flagship programme of the provincial departments
- Through the conditional grant we have secured funds for provinces that they would not have received otherwise
- The programme has created excitement about government's delivery in the poorest communities
- If this grant must revert to the Equitable Share grant sports programmes would be further marginalised than is presently the case

 **sport & recreation**
Department of Education
REPUBLIC OF SOUTH AFRICA

Thank You